

SOLAR INVERTER



Sunways Solar Inverters

NT 2500, NT 3000, NT 3700, NT 4200 and NT 5000

AC output: 2.5 to 5.0 kW

The tried and tested NT series has been completely re-engineered and impresses with further improved performance specifications and a greater functional range. Due to the HERIC® topology the NT series – with a maximum efficiency of 97,8% – occupies the top position for 5 kW string converters.

Top technologies combined in one device:

precise MPP control and patented HERIC® circuitry.

The new MPP tracking ensures an even faster and more precise control. There are also further benefits from the exclusive HERIC® circuitry which ensures top efficiency in each output range of the Solar Inverter.

New features

With peak efficiencies of 97,8% and an input voltage range from 340 to 900 V, the new NT series offers the optimum yield for many interconnection options.

All inverters comply with the new German medium-voltage guideline and, due to Power Control, they are applicable in installations with an output of more than 100 kW.

The new NT series can be used throughout Europe: the country of installation can be set on site at the touch of a button.

„All-in-One“ – comprehensive functional range

Sunways has already set new standards for the AT series with „All-in-One“:

CAN bus networking, active E-Mail alert, network connection and graphic display also come as a matter of course with the new NT series.

Information and Sales

Sunways AG · Photovoltaic Technology · Macairestraße 3-5
D-78467 Konstanz · Telephone +49 (0)7531 996 77-0
Fax +49 (0)7531 996 77-444 · E-Mail info@sunways.de
www.sunways.de

sunways
Photovoltaic Technology

Technical Data Sunways Solar Inverters NT

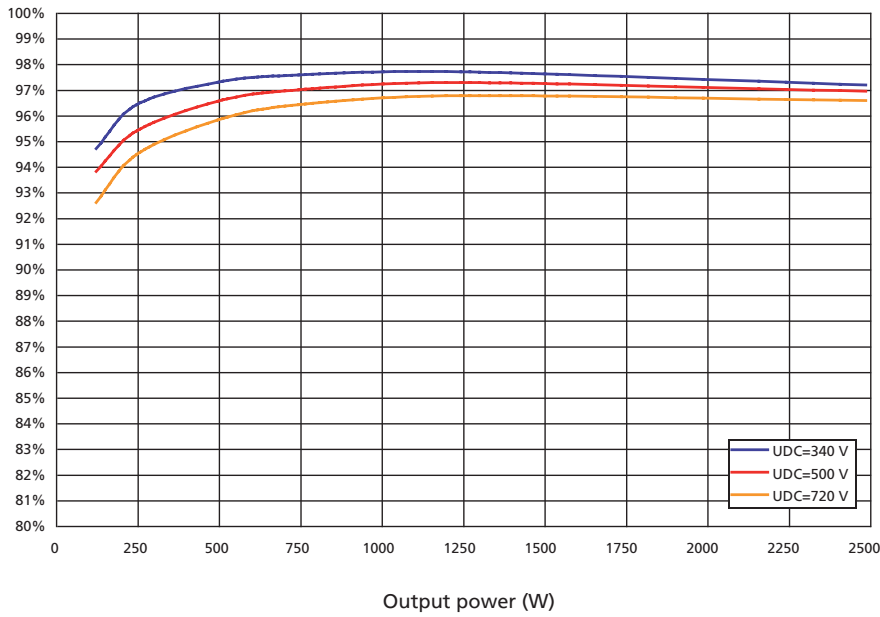
	NT 2500	NT 3000	NT 3700	NT 4200	NT 5000
Order number	SI225NT0C	SI230NT0C	SI237NT0C	SI242NT0C	SI250NT0C
DC Input					
Rated DC power	2625 W	3150 W	3885 W	4410 W	5250 W
Maximum DC current	7.8 A	9.3 A	11.5 A	12.9 A	15.4 A
Nominal DC voltage	340 V				
MPP voltage range	340 V ... 750 V				
Maximum voltage DC	900 V				
Number of inputs per MPP tracker	2 x Tyco Solarlok				
Number of MPP trackers	1				
AC output					
Rated AC output power	2500 W	3000 W	3680 W	4200 W	4600 W
Maximum AC power	2500 VA	3000 VA	3680 VA	4200 VA	5000 VA
Nominal AC current	10.9 A	13.0 A	16.0 A	18.3 A	21.7 A
Maximum AC current	12.0 A	14.4 A	17.8 A	20.2 A	24.0 A
Nominal frequency	50 Hz				
Frequency tolerance range	47.5 Hz ... 51.5 Hz (according to VDE-AR-N 4105:2011-08)				
Grid voltage	230 V				
AC voltage range	-20% ... +15% (according to DIN VDE 0126-1-1)				
Distortion factor at Pn	< 2%				
Reactive power factor (cos phi)	1 or adjustable from -0.9 to +0.9				
Grid voltage monitoring	single-phase (according to DIN VDE 0126-1-1)				
Earth fault protection	RCD (according to DIN VDE 0126-1-1)				
Insulation, frequency and DC current monitoring	integrated (according to DIN VDE 0126-1-1)				
Required phases, number of grid connections	1 (L, N, PE)				
Number of feed-in phases (230 V single-phase)	1				
Performance					
Stand-by consumption	4.0 W				
Night-time consumption	< 0.1 W				
Maximum efficiency	97.8%	97.8%	97.8%	97.8%	97.8%
European efficiency	97.4%	97.4%	97.4%	97.3%	97.2%
MPP efficiency (static)	> 99%				
Switching concept	HERIC® topology, transformerless				
Other					
DC switch (according to IEC 60947-1/3)	integrated				
Grid-connection fuse layout	16 A	16 A	25 A	25 A	25 A
Data interfaces	Ethernet, CAN, RS485, voltageless alarm relay, 50 pulse output				
Sensor interfaces	irradiation, temperature				
Display	LCD, backlit, 128 x 64 pixels				
Plant supervision	Active alarm via e-mail, Sunways Browser, Sunways Portal				
IP degree of protection according to IEC 60529	IP 54				
Max. relative humidity	95%				
Cooling	free convection				
Ambient temperature (at full load)	-25°C...60°C	-25°C...55°C	-25°C...55°C	-25°C...50°C	-25°C ... 45°C
Overload behaviour	working point adjustment				
Dimensions (height x width x depth)	59 x 35 x 21 cm				
Weight	26 kg				
Type of installation	wall installation				
Noise development	< 35 dB (A)				
Standard warranty (option)	5 years (10 / 15 / 20 / 25 years)				
Certificates	CE, DIN VDE 0126-1-1, VDE-AR-N 4105:2011-08, G59-2, G83-1 Further certificates under www.sunways.eu				

Values based on 230 V mains voltage.

Subject to technical changes, as at 07/2012

Efficiency curve for Sunways Solar Inverters NT

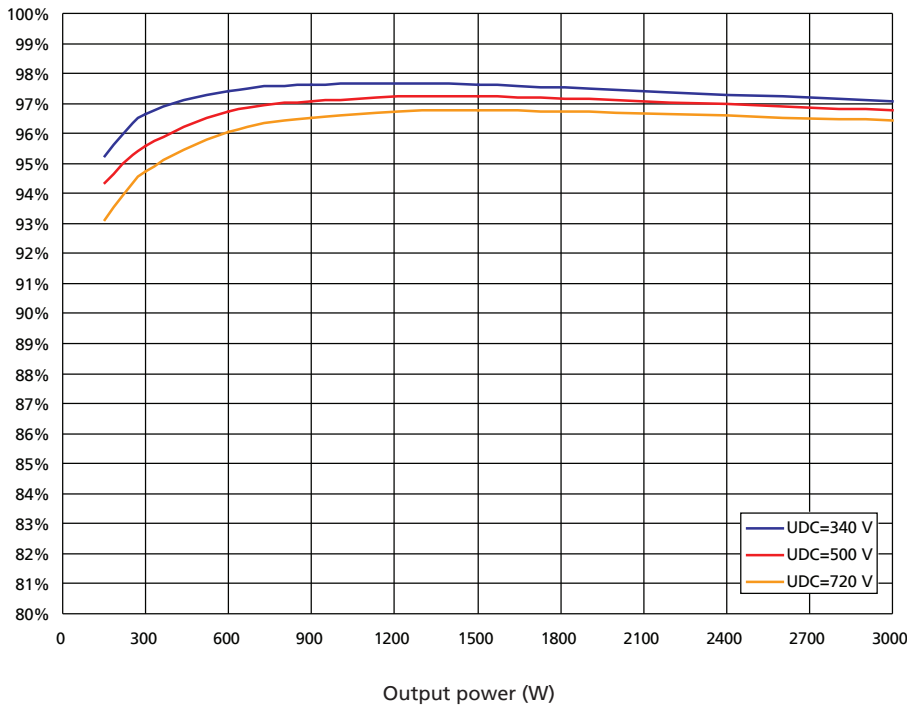
Efficiency curve NT 2500



Output power (%)	5,0	10,0	20,0	30,0	50,0	100,0	Max	Euro
Efficiency	340 V	94,7	96,4	97,3	97,6	97,7	97,8	97,4
	500 V	93,8	95,4	96,6	97,0	97,3	97,3	96,9
	720 V	92,6	94,5	95,8	96,4	96,8	96,9	96,3

Values based on 230 V mains voltage, cos phi = 1 and an ambient temperature of 25°C.

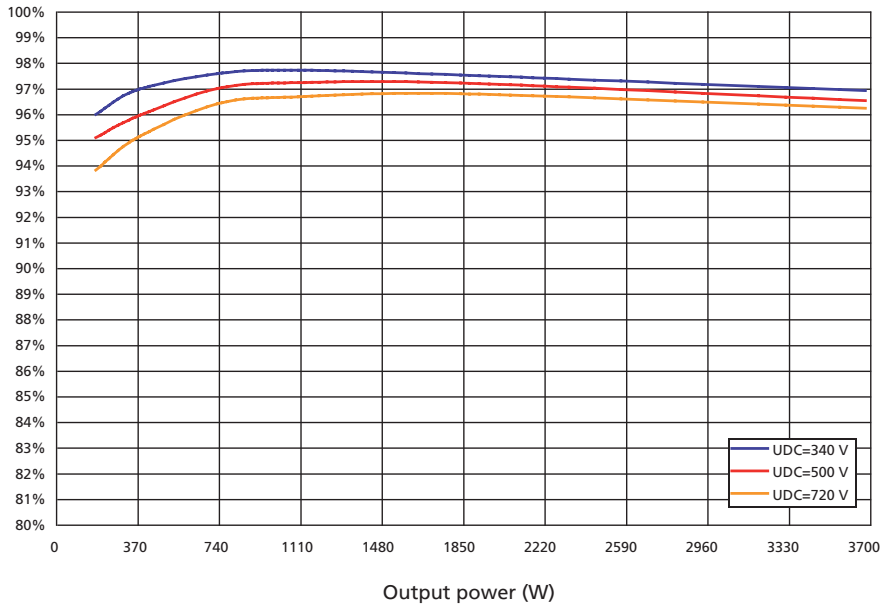
Efficiency curve NT 3000



Output power (%)	5,0	10,0	20,0	30,0	50,0	100,0	Max	Euro
Efficiency	340 V	95,2	96,6	97,4	97,6	97,6	97,8	97,4
	500 V	94,3	95,6	96,7	97,1	97,3	97,3	96,9
	720 V	93,1	94,7	96,1	96,5	96,8	96,9	96,4

Values based on 230 V mains voltage, cos phi = 1 and an ambient temperature of 25°C.

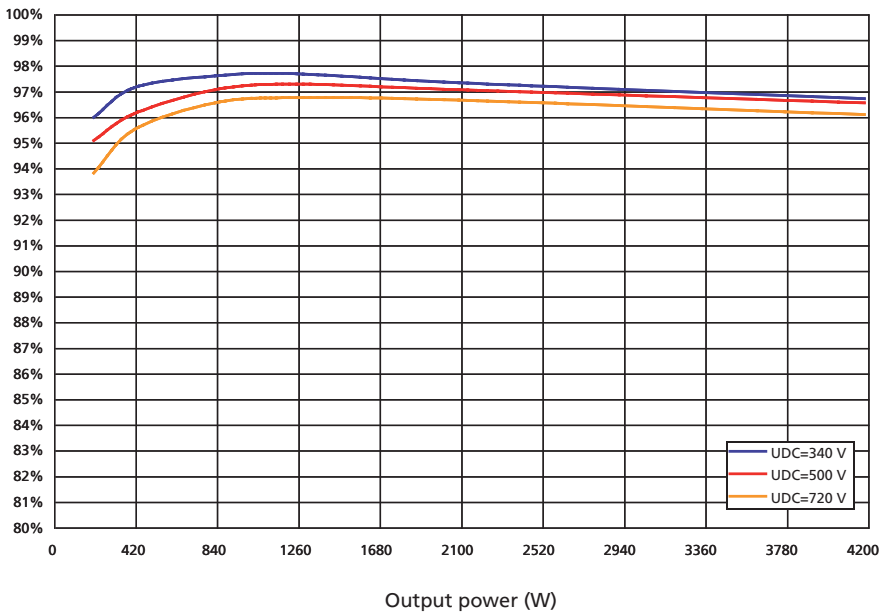
Efficiency curve NT 3700



Output power (%)		5,0	10,0	20,0	30,0	50,0	100,0	Max	Euro
Efficiency	340 V	96,0	97,2	97,6	97,7	97,3	96,7	97,8	97,3
	500 V	95,1	96,1	97,1	97,3	97,1	96,6	97,3	96,9
	720 V	93,8	95,5	96,6	96,8	96,7	96,1	96,9	96,4

Values based on 230 V mains voltage, cos phi = 1 and an ambient temperature of 25°C.

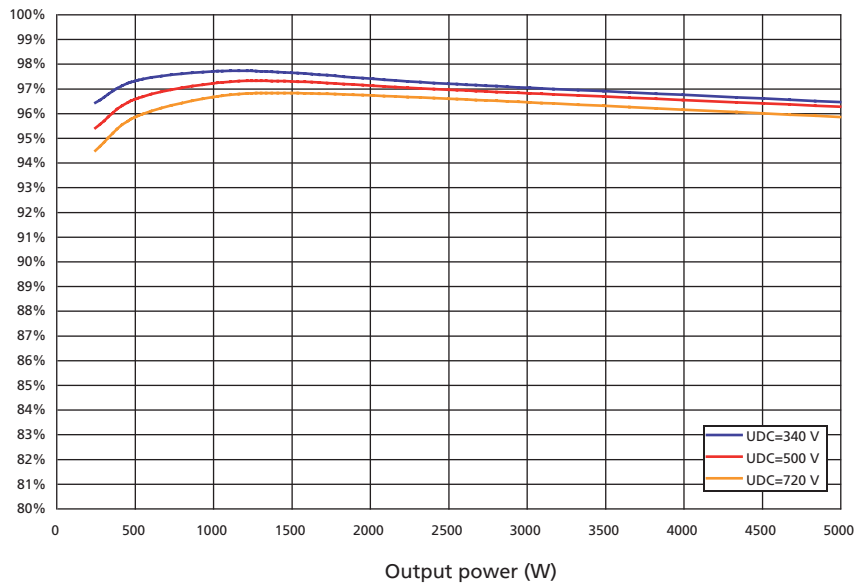
Efficiency curve NT 4200



Output power (%)		5,0	10,0	20,0	30,0	50,0	100,0	Max	Euro
Efficiency	340 V	96,4	97,3	97,7	97,6	97,2	96,4	97,8	97,2
	500 V	95,4	96,6	97,2	97,3	96,9	96,3	97,3	96,8
	720 V	94,5	95,8	96,7	96,8	96,6	95,8	96,9	96,4

Values based on 230 V mains voltage, cos phi = 1 and an ambient temperature of 25°C.

Efficiency curve NT 5000



Output power (%)		5,0	10,0	20,0	30,0	50,0	100,0	Max	Euro
Efficiency	340 V	96,0	97,2	97,6	97,7	97,3	96,7	97,8	97,3
	500 V	95,1	96,1	97,1	97,3	97,1	96,6	97,3	96,9
	720 V	93,8	95,5	96,6	96,8	96,7	96,1	96,9	96,4

Values based on 230 V mains voltage, $\cos \phi = 1$ and an ambient temperature of 25°C.